

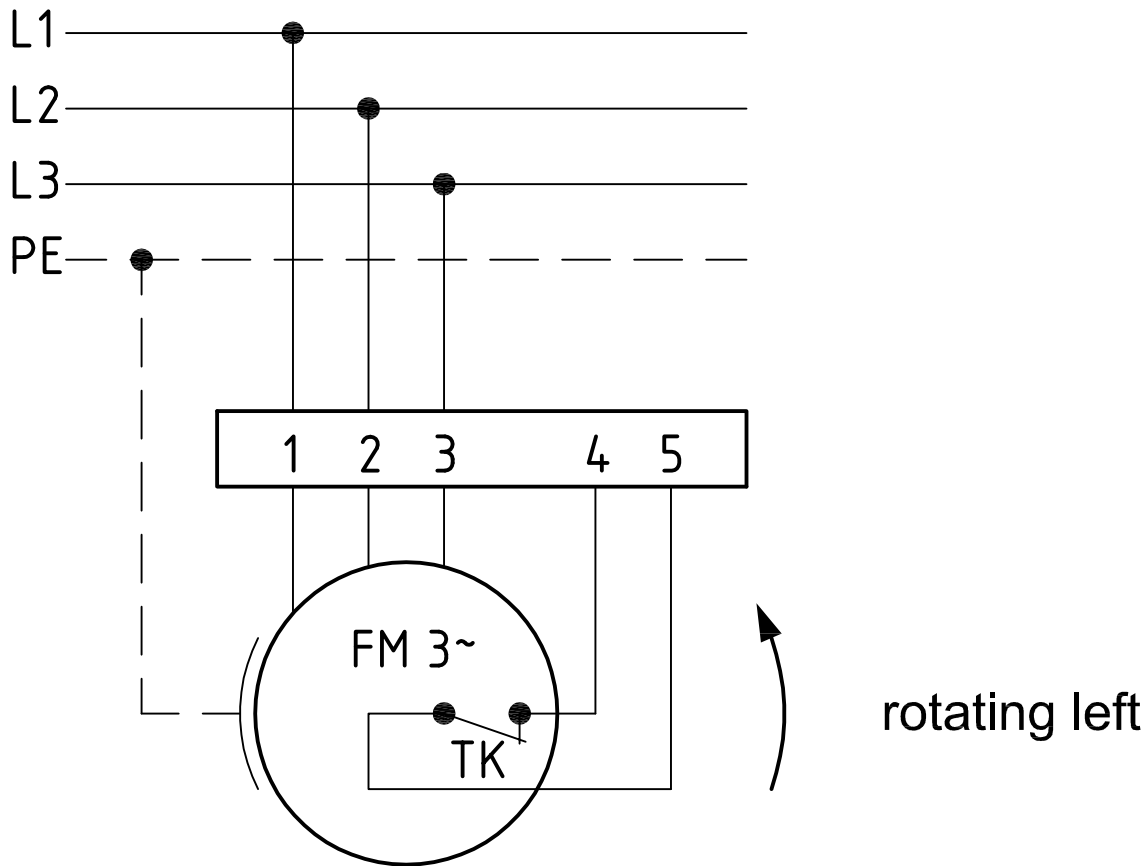
Wiring diagram for Fischbach disk rotor motors

0.13-2 l.

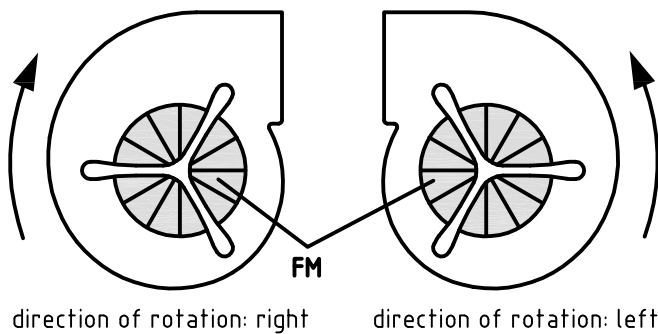
Motors: D015, D025, D500, D850, D1, D2, D2,5, D5

3x 400V 50Hz/60Hz

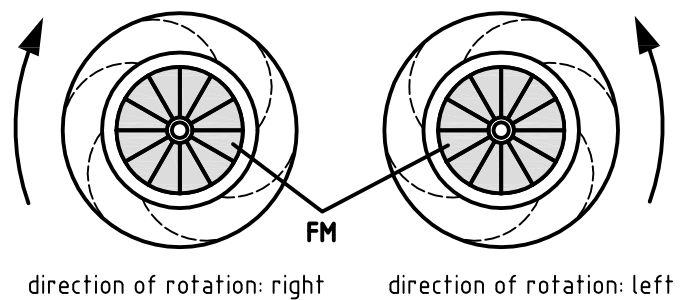
Series: D/DS/CE-,CFE-,HD/HE-,FLR-left/AW/CEK-,HEK-right



inlet side with spiral casing



inlet side without spiral casing



TK = Thermal contact (max. 2A)
FM = Fischbach disk rotor motor

Important!

To check the direction of rotation, look at the arrow on the casing. To change the direction of rotation, switch 3 and 4 on a single phase device or switch 1 and 2 on a three phase device.