

## FISCHBACH SPEED CONTROLLERS FDR-series - stepless -

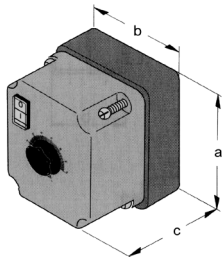
single-phase 230 V 1N~ 50Hz

**with casing** for wall mounting provided with ON/OFF-switch, pilot light, rotary knob and scale disc, contactor and fuses

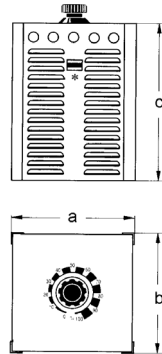
**without casing**, supplied with rotary knob and scale disc loose for installation in a switch-cabinet

| type    | [A] | Kg  | part no. | dimensions |     |     | ill. | type    | [A] | Kg | part no. | dimensions |     |      |     |    |     |
|---------|-----|-----|----------|------------|-----|-----|------|---------|-----|----|----------|------------|-----|------|-----|----|-----|
|         |     |     |          | [mm]       |     |     |      |         |     |    |          | [mm]       |     |      |     |    |     |
|         |     |     |          | a          | b   | c   |      |         |     |    |          | ∅ a        | ∅ b | ∅ c  | d   | f  | ∅ g |
| FDR 32  | 3,2 | 5,5 | 6162     | 195        | 150 | 150 | 1    | FDR 32  | 3,2 | 4  | 6681     | 103        | 26  | 3xM4 | 98  | 30 | 133 |
| FDR 55  | 5,5 | 7,4 | 6163     | 255        | 200 | 170 | 1    | FDR 55  | 5,5 | 4  | 6682     | 125        | 95  | 3xM6 | 130 | 30 | 155 |
| FDR 80  | 8   | 8,6 | 6164     | 255        | 500 | 170 | 1    | FDR 80  | 8   | 6  | 6685     | 152        | 95  | 3xM6 | 105 | 45 | 182 |
| FDR 120 | 12  | 14  | 6165     | 315        | 235 | 190 | 1    | FDR 120 | 12  | 10 | 6684     | 172        | 95  | 3xM6 | 120 | 30 | 204 |
| FDR 200 | 20  | 27  | 6167     | 322        | 322 | 330 | 2    | FDR 200 | 20  | 16 | 6686     | 240        | 176 | 4xM6 | 120 | 25 | 300 |

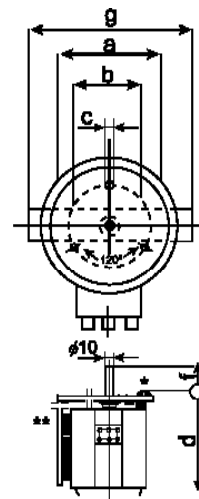
protected to IP 23  
ill. 1



protected to IP 21  
ill. 2



free standing installation  
ON/OFF-switch side view



\* ON/OFF-switch side view  
\*\* with fan

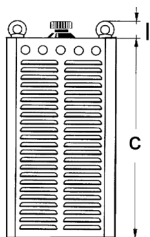
three-phase 400 V 3N~ 50 Hz

3-phase version designed for free standing installation with casing, with ON/OFF-switch, pilot light, rotary knob and scale disc, contactor and fuses/relays

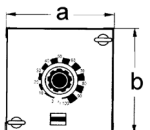
| type        | [A]  | Kg   | part no. | dimensions |     |      |    |    | ill. |
|-------------|------|------|----------|------------|-----|------|----|----|------|
|             |      |      |          | [mm]       |     |      |    |    |      |
|             |      |      |          | a          | b   | c    | l  | E  |      |
| FDR 55/3    | 5,5  | 27,5 | 6231     | 229        | 229 | 645  | 36 | -  | 1    |
| FDR 80/3    | 8    | 32,6 | 6232     | 229        | 229 | 645  | 36 | -  | 1    |
| FDR 120/3   | 12   | 41,2 | 6233     | 229        | 229 | 645  | 36 | -  | 1    |
| FDR 200/3*  | 20   | 58,2 | 6235     | 322        | 322 | 645  | 36 | -  | 1    |
| FDR 400/3** | 2x20 | 115  | 6237     | 322        | 322 | 1115 | -  | 50 | 2    |

protected to IP 21

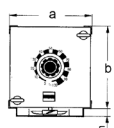
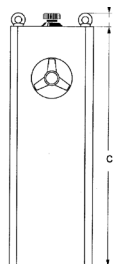
ill. 1



\* ON/OFF-switch  
side view  
\*\* with fan



ill. 2



We reserve the right to make technical changes.